



Database Guide

CountryWatch

Introduction

CountryWatch provides comprehensive reports, up-to-date news, and forecasts on 192 countries. Reports coverage includes in-depth economic, political, business, cultural, and environmental information.

Scope

- Economic data coverage in reports is for the latest five years from the latest available date
- Reports are updated once a year
- Macroeconomic data is available since 1993

Access

Available at the [Jackson Library Web site](#). Off-campus access is limited to the Stanford community. GSB users can access the database via [WebApps](#).

Help

- Click on **Help** from the top menu bar on any page
- For search assistance, ask a librarian at the Information Desk or email to Jackson-infodesk@gsb.stanford.edu
- For technical problems, email to rrcc-action@gsb.stanford.edu

Features

- In-depth structured country reports
- Daily news and news stories archive for the latest 12 months
- Searchable database of raw macroeconomic and demographic data across all countries
- Country maps and graphs
- Text reports formatted for print and data reports easily downloadable into Excel

Searching CountryWatch

From the Home page, shown below, you can search the database by any of the following methods:

- Use the **Features** menu bar from the left column of the Home page to perform a menu-driven search in all sections
- Use the **Search** text box in top right corner of the Home page to perform a keyword search in reviews and news sections
- Use the **Advanced Search** link below the Search box to limit keyword search to **Country Wire** or **Country Review** sections and to set up display parameters

Enter keywords here (pointing to the search box on the home page)

After you click on the Advanced Search link, the Search window opens (pointing to the Advanced Search link on the home page)

Select a section from the Features menu here (pointing to the Features menu on the home page)

Enter keywords here (pointing to the Keyword Search box in the Advanced Search Engine)

Select Search Type here. Refer to the explanations on terms (pointing to the Search Type dropdown in the Advanced Search Engine)

Search Hints:

1. **Pattern:** Don't know exact spelling? Use this search type.
2. **Concept:** Matches similar concepts of words as you spell them.
3. **Boolean:** Allow operators such as: **and** or **not**. Example: "Colombia" and "Trade"

CountryWatch Features

Country Review-a comprehensive report on each country. Each review is structured to include the following sections: **Country Overview, Political Overview, Economic Overview, Investment Overview, Social Overview, and Environmental Overview.** Every country is associated with its own page accessible by selecting a country from the drop-down list. Reviews are updated once a year. Economic and industry indicators are presented in tables with comparative data for five years from the latest data available at the time of update.

Country Wire-a chronological listing of daily news stories from global sources on each country. Filter stories by country and date within the latest 12 months, and/or use the **More search features** link from the top of the page to add keywords to your search.

CountryWatch Data-a searchable database of raw macroeconomic, industry, and demographic data across the entire database. The data is available since 1993. Create single country or comparative countries' report on any number of available indicators. Your report will be created as a table with an option to download data in Excel by clicking the **Download Data** button.

Select countries, dates, data indicators

Click the Display Results button to create a tabular report similar to the one here

Click here to download/save data in Excel

Variable	Definition	Description	unit
IGDP	% Industrial Employment of GDP*	% Industrial Employment of GDP*	Percent Per Annum of GDP
		1	
	Country	Year	IGDP
	Austria	1993	32.4
	Austria	1994	32.4
	Austria	1995	32.4

CountryWatch Maps-a collection of **Physical/Political** world and regional maps and **Thematic** maps. Thematic maps are divided into four categories: **Human Development, Economic Data Sector, Macroeconomics, and CountryWatch Graphs.** Each category includes sub-categories, which appear in the new window upon selection of the category. Individual country's political map is available on the country's Review page. Use the link **Click for a larger image** below each map to view that map in a new window and from that window, print a map or save it as a .GIF file.

CountryWatch@School-curriculum-based resources for social science students of grade schools

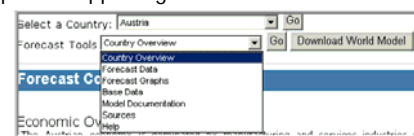
Global News Update-a weekly report summarizing significant political news stories around the world during a current week and produced by the CountryWatch editor. Only the latest report is available online; previous editions can be requested via email sent from the **Contact Us** link on the top menu and addressed to **Editorial.**

CountryWatch Forecast-a five to six year forecast on macroeconomic data for each country. Forecasts data is presented both in tabular and graph formats and includes also an overview, sources, and assumptions supporting forecasts sections. You can access forecasts by one of the following methods:

1. In **Select a Country**, select a country; click **Go**.
2. In **Forecast Tools**, select a section of the forecast from the drop-down list; click **Go**.

or:

Click the **Download World Model** button on the right from the **Forecast Tools** box, and open or save the entire forecast database as an Excel file. To navigate through Forecasts' database, use the **Menu** link in the top left corner for a country selection, and the links in the top right corner to select a section of a country forecast.



Click here for country selection

Click on these links to select forecast sections

Searching Tips:

- Search terms are not case-sensitive
- Use quotations marks around phrases
- Use the Search and Advanced Search options for searching for news

Sample Searches

Find information on trade regulations in Chile

1. Under **Features**, select **Country Review**; then enter **Chile** in the text box.
2. In the **Investment climate** heading, click on the **Commercial Guide (PDF)** link and find a chapter on trade regulations.

Quickly find general information for business trip to Brazil

1. Under **Features**, select **Country Review**; then enter **Brazil** in the text box.
2. Scroll down the Brazil Home page to view currency exchange rate, average temperatures, National holidays and general country data.
3. In the **Social Overview** section, click on the **People**, **Cultural Etiquette**, **Travel Guide**, and **Health Advisory** links.

Find news stories dealing with gasoline prices in Kenya

1. Click on the **Search more features** link in the top right corner.
2. In **Keyword Search**, enter "**gasoline prices**" and **Kenya**; in **Search Type**, select **Boolean**.
3. Click the **Search**.

Find the G D P for Argentina, Chile, and Peru starting with 1993

1. Select **CountryWatch Data**.
2. In the **Choose your countries/regions**, holding the CTRL key select **Argentina**, **Chile**, and **Peru**; click the **Add** button to move your selections into the right window.
3. In the **Choose Dates**, holding the CTRL key, select all available dates starting with 1993; click the **Add** button to move your selections into the right window.
4. In the **Make your Selection**, click on **Real Gross Domestic Product \$US**; click the **Add** button to move your selections into the right window.
5. Click the **Display Results**.
6. View or print the result table or click the **Download Data** and open/save your results as an Excel file.

Find graphs on GDP for all countries

1. Select **CountryWatch Maps**.
2. In **Choose your section**, select **Thematic**; in **Choose your Category**, select **CountryWatch Graphs**.
3. Click the **View Maps**.
4. On the next screen from the list of graphs, click on **Regional Real GDP (PPP) At A Glance** link.
5. Use the **Right click to save as excel file** link below the graph.
6. In the new window, click on the tabs at the bottom of the window to open the graphs for different regions. Scroll to the right to view all the available graphs.



Find macroeconomic forecast for Mexico

1. Select **CountryWatch Forecast**.
2. In **Select a Country**, select **Mexico**; click **Go**.
3. In **Forecast Tools**, select **Forecast Data**; click **Go**.

or:

1. Select **CountryWatch Forecast**.
2. In **Select a Country**, select **Mexico**; click **Go**.
3. Click the **Download World Model**; open the file.
4. View the country macroeconomic forecast in Excel format.
Use the **Menu** link in the top left corner to select a country and the section links in the top right corner.

Print/Download

To print: Use the  [PRINTER FRIENDLY VERSION](#) or  [PRINT THIS PAGE](#) icons or links at the bottom of the page where available to print data.
To save: Use **Save** or **Save As** functions from your browser menu.