








Excel Download in Research Databases

Database	Downloadable Content	How-To
Ad\$pende r	Expenditure data	On Report Viewer page, click on  in View column.
Alternative Energy eTrack	Company lists, deals, data on capacity and generation, production, equipment markets, equipment profiles, contracts, and plants.	Copy-Paste data into Excel. ("Presentation Builder" not available in Stanford subscription.)
Audit Analytics	Lists of companies, auditors, assessments	Click the [XLS] link
Bloomberg	Financial market data	Select Output > Excel where available Excel Add-In: Click Bloomberg on the top menu in Excel program. The easiest way to retrieve data is by using Bloomberg Wizards.
Business Monitor Online	Macroeconomic data, industry data	In Data & Forecasts box, click Compare & Export Data .
Capital IQ	Lists of companies, equities, fixed income, key developments, people, transactions	Click on the Excel icon above search results.
China Data Online	China macroeconomic data, census data	Click the [Copy to Clipboard] link below each data table, and paste into Excel.
CountryWatch	Macroeconomic data, demographic data, international trade and exchange rates, government spending and revenue, education, limited diseases and health data	Click the Export to Excel link above each data table.
Datastream	Financial market data, macroeconomic time series data	Click the Excel icon on the top icon menu Excel Add-In: In Excel, click Datastream from the top menu bar.
EIU CountryData	Economic indicators and 5-year forecasts	Click the Export icon on the top icon menu
eMarketer	e-commerce data tables and charts	Click the XLS icon on the right
Europa World	Comparative data on population, health, agriculture, industry, finance, external trade, education	Select countries, and click on a statistical category in the left-hand navigation. Click the comma-separated values (CSV) link above the results.
Factiva	Financial data in Companies/Markets section	For Historical Quote data, click the CSV icon. For Financial Results and Peer Comparison , click the Spreadsheet link above the results.
Forrester Research	Tech data tables and graphs within some reports	Click the Excel spreadsheet link below the figure. To download all tables/figures in a report, click on the Download XLS, PPT, PDF link within the Document Tools box, next to the executive summary.
Frost & Sullivan: Healthcare	Healthcare data tables	Click the .xlt file link below each table
Gartner Research	Tech data within some reports	When available, click the XLS file link under DOWNLOADS in the right-hand column.
Global Financial Data	Total return indices, commodity, health insurance coverage (US), population, economic data, equity sector indices, stock capitalization/dividend yields/PE ratios, exchange rates, fixed income, government budget /debt, trade data, national accounts	To download search results list, click Download List to Excel . To download data series, click on the series link > click the Download Data tab
GuideStar	Nonprofit financials in table format	Copy-Paste data into Excel.
Indiastat.com	Socio-economic and industry data	Click Download: MS Excel (above data table)
InfoTech Trends	Info tech data (1997-2007)	Click the Excel icon below the data table.

IMF eLibrary Data	Financial and economic data for IMF member countries	Click the Excel icon (upper right corner).
Local Market Audience Analyst (SRDS)	Lifestyle and demographic data	Click Copy above the search results table. Open Excel, and paste the results.
LP Source Basic	VC and PE firms, funds, deals, executives, limited partners, placement agents, advisors	Click the Excel icon above the list of search results.
Lux Research	Quarterly Solar Supply Tracker data	Click Recent Research > Data
Mint Global	Company lists, key financials, executive bios	Click  in the upper right corner.
Mintel	Market research data graphs within reports	In Contents navigation, click View tables > Click the download csv or download Excel 2003 link (upper right corner).
OECD iLibrary	Statistics on OECD countries	Click 
OneSource North American Business Browser	Company filings, company lists, and executive bios	Click the Export Results link (upper right corner).
Orbis	Company lists, key financials, executive bios	Click the Excel icon above the results list.
ProQuest Statistical Datasets	Over 15 billion data points	Click Export above the data table.
ProQuest Statistical Insight	Data tables from the U.S. and state governments, private sources, and international organizations	Click  under each citation > click on the XLS link next to a data table.
Rand California	Economic data, community, education, energy and environment, government, health, population data. Some with other states data	Use the Choose a format for the data dropdown menu, and select Tab delimited (import to spreadsheets) .
Reference USA	Company lists	On Results page, click Download .
Sand Hill Index	VC value (1/89-12/08)	Data in an Excel file
SDC	Data on M&A, IPOs, VC & PE, and poison pills	Click the Save icon (or select Document > Export/Save As). When prompted to save your report, in Files of Type drop-down list, select MS Excel (*.xls) . Note: For large files, download to Excel may take time; about 10 min. for 4,500 records.
Social Explorer	Data from U.S. Census, American Community Survey, American Religious Bodies (ASARB), InfoGroup (2009 religion data).	On Results page, click the Excel tab.
SourceBook America	Data on population, households, race, income, spending potential.	Click the Export icon. 1. In the Export window, click Browse > go to C: drive > tmp folder > enter filename. 2. From the Save as a type drop-down list, select Delimited Text (*.txt, *.csv) file format. 3. In the Export window, click Export .
Standard & Poor's NetAdvantage	Stocks/bonds/mutual funds performance, S&P rankings	Click the Export icon above the search results table
Thomson One Banker	Company financials, deals, VC/PE firms and investments	Click the Excel icon Thomson One Banker Excel Add-in is installed on a computer in Makena Capital Traders Pit. Use Report Wizard to retrieve data. (Go to: Wizards > Report Wizard)
UN Commodity Trade Statistics	Trade data	Click the Download link above the table
Uniworld	Firm lists	On Search Results page, click on Download to Excel .
Venture Capital Journal	Top VC firms, recent notable M&A deals	Copy data from data tables, and paste into Excel.
World Bank Data	7,000+ indicators from World Bank data sets	In databank , click  and select Excel or CSV
World Competitiveness Online	Country rankings by economic performance, government efficiency, business efficiency, and infrastructure	Click on the Excel icon (upper-right of data table)
WRDS (Wharton Research Data Services)	Financial market data, economic data	From the Output Format drop-down list, select comma-delimited text (*.csv) or XML Excel Spreadsheet (*.xls) file format