

# Latino Entrepreneurship REGIONAL INSIGHTS

# ALBUQUERQUE NEW MEXICO

## About Albuquerque Latino Entrepreneurs

**57 years**  
Average Owner Age

**7%**  
Immigrant

**72%**  
4 Yr. College Degree

**15 years**  
Average Firm Age

### Sources of Capital for Growth

	Albuquerque	NM	U.S.
Local/Regional Bank Loan	3%	10%	16%
National Bank Loan	18%	11%	13%
Government Loan	1%	1%	3%
Savings, Family, Friends	35%	33%	54%

### Organization Membership

	Albuquerque	NM	U.S.
General Chamber of Commerce	26%	16%	17%
Hispanic Chamber of Commerce	20%	22%	23%
Trade Association	55%	32%	17%
Nonprofit Board	16%	18%	11%
Hispanic Nonprofit Board	<1%	<1%	14%

### Biggest Challenges to Growth for Albuquerque-Based Latino Entrepreneurs

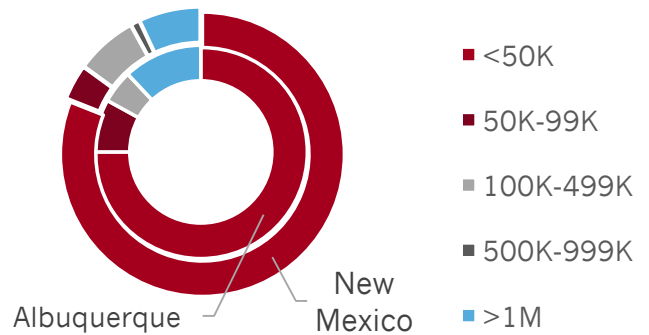
Customers: 34%

Politics: 33%

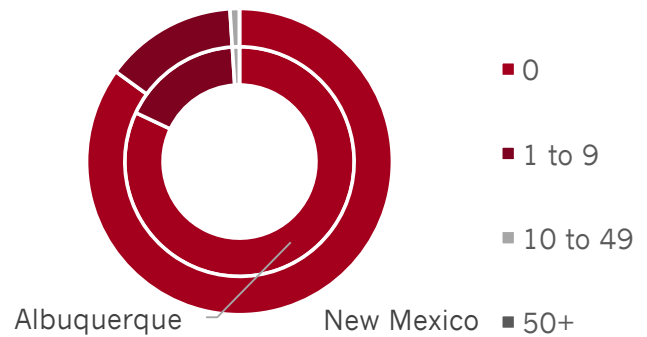
Economy: 29%

## About Latino-Owned Firms

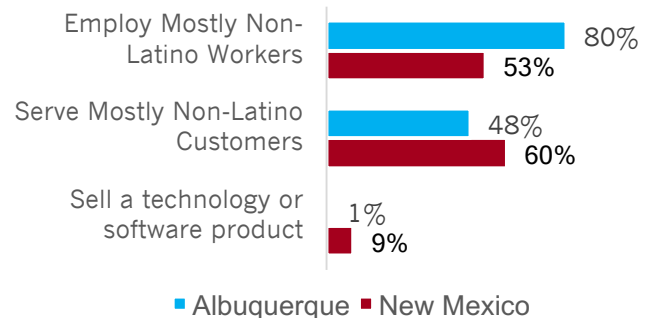
### Annual Revenue



### Employee Count



### Proportion of Latino-Owned Firms That:



Based on data from 27 Albuquerque and 61 New Mexico Latino firms. Source: 2016 Survey of Latino Business Owners