

# Latino Entrepreneurship REGIONAL INSIGHTS

# SAN ANTONIO TEXAS

## About San Antonio-Based Latino Entrepreneurs

**43 years**  
Average Owner Age

**9%**  
Immigrant

**54%**  
4 Yr. College Degree

**13 years**  
Average Firm Age

## Sources of Capital for Growth

	San Antonio	TX	U.S.
Local/Regional Bank Loan	24%	17%	16%
National Bank Loan	3%	15%	13%
Government Loan	<1%	3%	3%
Savings, Family, Friends	47%	57%	54%

## Organization Membership

	San Antonio	TX	U.S.
General Chamber of Commerce	15%	26%	17%
Hispanic Chamber of Commerce	40%	33%	23%
Trade Association	23%	24%	17%
Nonprofit Board	23%	16%	11%
Hispanic Nonprofit Board	4%	13%	14%

## Biggest Challenges to Growth for San Antonio-Based Latino Entrepreneurs

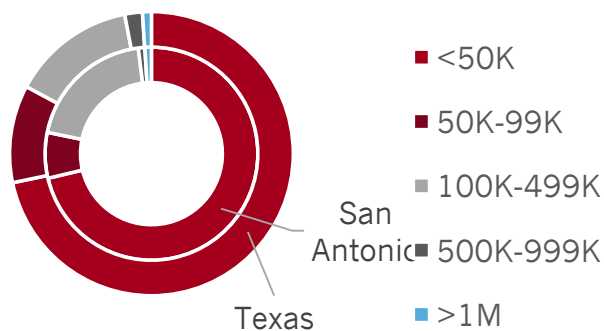
Finance: 51%

Economy: 50%

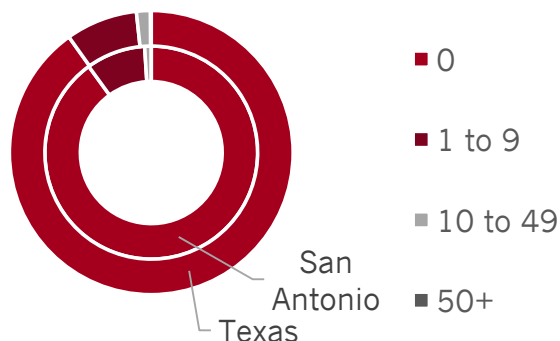
Customers: 47%

## About Latino-Owned Firms

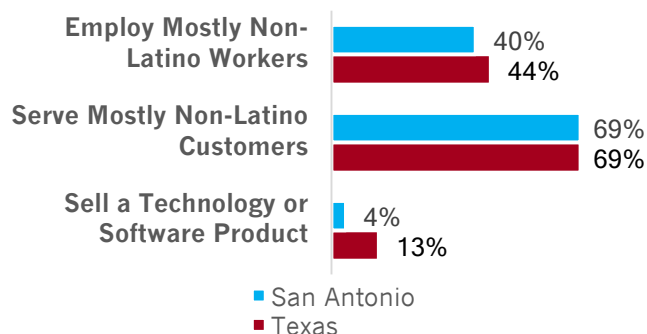
### Annual Revenue



### Employee Count



## Proportion of Latino-Owned Firms That...



Based on data from 58 San Antonio and 486 Texas Latino firms. Source: SLEI 2016 Survey of Latino Business Owners