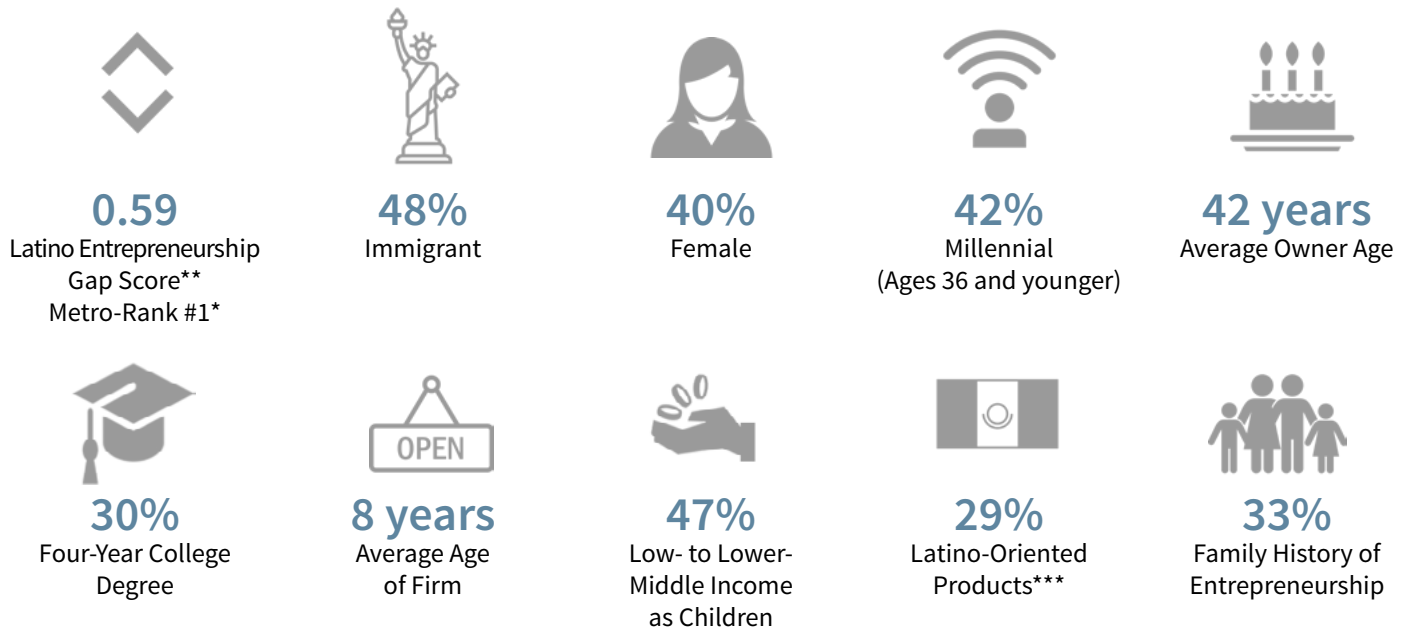


STATE OF LATINO ENTREPRENEURSHIP



REGIONAL INSIGHTS: MIAMI

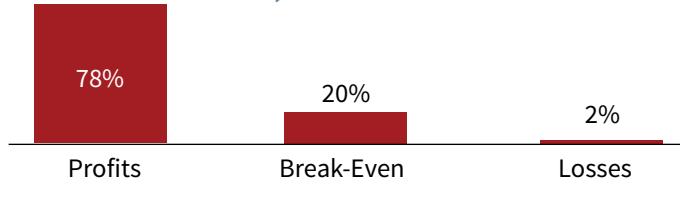
PROFILES OF MIAMI METROPOLITAN AREA-BASED LATINO ENTREPRENEURS



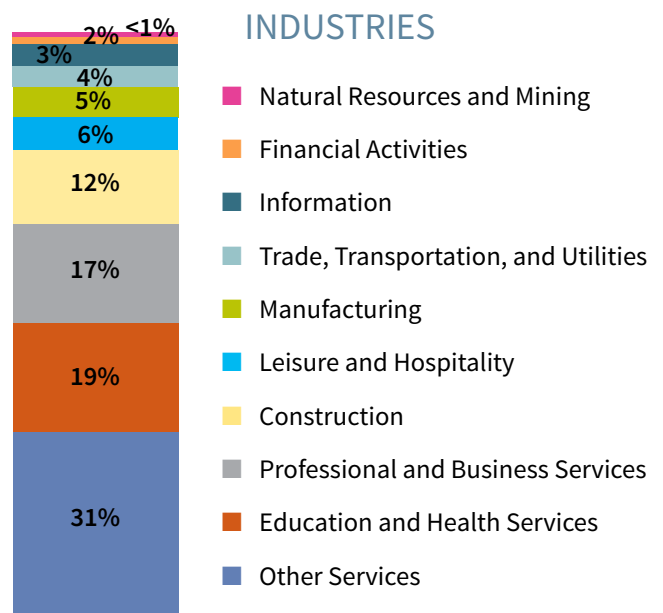
SOURCES OF CAPITAL FOR GROWTH

	Miami	FL	U.S.
Line of Credit	1%	1%	8%
Local Bank Loan	7%	5%	5%
National Bank Loan	1%	2%	3%
Gov't Loan	<1%	<1%	1%
Venture Cap.	6%	3%	1%
Angel Investment	<1%	1%	5%
Private Equity	<1%	<1%	3%
Hard Money	1%	1%	3%

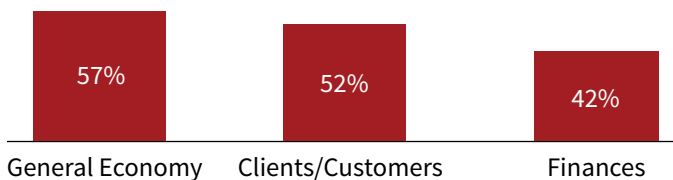
PROFITABILITY, PREVIOUS 12 MONTHS



INDUSTRIES



CHALLENGES TO GROWTH



* Ranking based on the 50 largest U.S. metropolitan areas
 ** Difference in rate of Latino and non-Latino business owners (1 = rate is the same)
 *** Latino-oriented products/services are targeted specifically to Latinos or stem from Latino influences.
 Report based on data from 253 Miami Metropolitan Area Latino firms and 486 Florida Latino firms. Source: SLEI 2018 Survey of U.S. Latino Business Owners